


QCT-C-xx

QuickConnect three-phase CTs
combined with COUNTIS P44-xQCT meters
from 5 to 1000 A



count-p_019.png

Function

QCT-C-xx three-phase current transformers measure the load currents of an electrical system and send the data to meters via an RJ12 output. With a wide measuring range, **QCT-C-xx** three-phase current transformers cover the entire current range from 5 to 1000 A with just 4 references. They are combined with COUNTIS P44-xQCT meters. Thanks to a complete range of accessories, they can be installed in any type of cabinet.

Advantages

Easy installation in any type of cabinet

- Pitch mounting, on bar or DIN rail. Entirely compatible with the pitch of protection devices.
- Mounting accessories supplied.

Overall accuracy class 0.5

- Class 0.5 for the overall measurement chain (energy meter + QCT-C-xx three-phase current transformers) from 2 to 120% of nominal current I_n .
- Conformity to standard IEC 61557-12.

Record wiring time

- Quick connection via RJ12 cable for easy, error-free connection.
- Sensors can be mounted in either direction.

High-level performance

- Made in Europe.
- Only 4 references to measure all loads up to 1000 A, thanks to accuracy over the whole measurement range.

The solution for

- > Energy
- > Industry
- > Buildings

Strong points

- > Easy installation in any type of cabinet
- > Overall accuracy class 0.5
- > Record wiring time
- > High-level performance

Conformity to standards

- > IEC 61557-12
- > IEC 61869

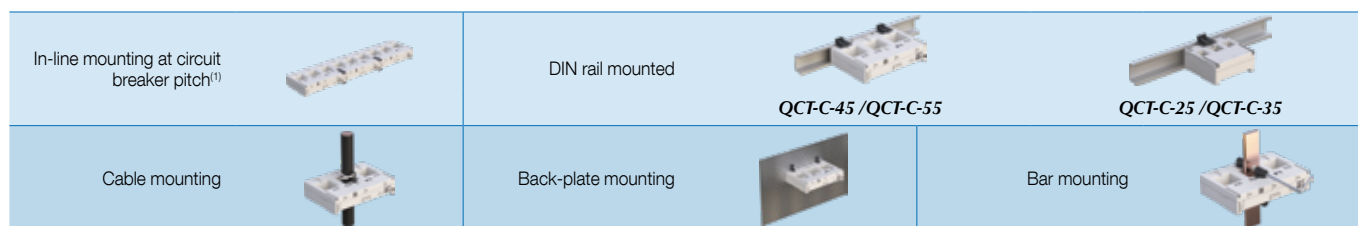


Associated products



COUNTIS P44-xQCT

Mounting



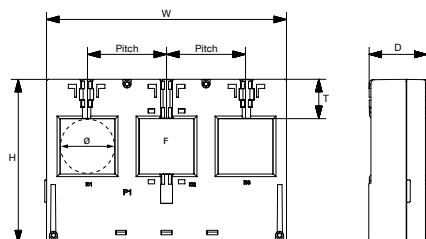
1. Accessory sold separately (ref. 4829 0598)

Mounting accessories

Mounting accessories supplied with QCT-C-xx three-phase current transformers.

Mounting accessories provided		QCT-C-25	QCT-C-35	QCT-C-45	QCT-C-55
	Back-plate	4 pcs	4 pcs	4 pcs	4 pcs
	DIN rail	2 pcs	2 pcs	4 pcs	4 pcs
	Bar	-	2 pcs	2 pcs	2 pcs

Dimensions (mm)



Model	Pitch (mm)	H x W x D (mm)	T (mm)	ØF (mm)
QCT-C-25	24.8	71 X 75 X 32.8	17.5	13.5
QCT-C-35	35	78 x 105 x 32.8	17.5	21
QCT-C-45	45	92 x 135 x 32.8	19.5	31
QCT-C-55	55	106 x 165 x 32.8	21.5	41

Electrical characteristics

Model	QCT-C-25	QCT-C-35	QCT-C-45	QCT-C-55
Nominal current range In (A)	40 ... 160	63 ... 250	160 ... 630	400 ... 1000
Actual coverage range (A)	0.8 ... 192	1.26 ... 300	3.2 ... 756	8 ... 1200
Max. current (A)	192	300	756	1200
Weight (g)	150	200	350	500
Max. voltage (phase/neutral)	600 V			
Rated withstand voltage	3.6 kV / 1min			
Frequency	50/60 Hz			
Intermittent overload	10 x In over 1 sec			
Measurement category	CAT III			
Ingress Protection rating	IP30 / IK06			
Operating temperature	-10 ... +70 °C			
Ambient storage temperature	-25 ... +85°C			
Relative humidity	95% RH condensation-free			
Altitude	< 2000 m			
Connection	Socomec RJ12 cable			

References

Three-phase current transformers	Reference
QCT-C-25	194S 0425
QCT-C-35	194S 0435
QCT-C-45	194S 0445
QCT-C-55	194S 0455
Accessories	Reference
Coupling link (20 linear assembly parts)	4829 0598

RJ12 connection cables	Cable length (m)										
	0.1	0.2	0.3	0.5	1	2	3	5	7	10	50 m reel + 100 connectors
Number of cables	Reference	Reference	Reference	Reference	Reference	Reference	Reference	Reference	Reference	Reference	Reference
1	-	-	-	-	4829 0611	4829 0612	4829 0613	4829 0602	-	4829 0603	4829 0601
3	4829 0580	4829 0581	4829 0582	4829 0595	4829 0583	4829 0584	4829 0606	4829 0607	4829 0608	4829 0609	-
4	-	-	-	4829 0596	4829 0588	4829 0589	-	-	-	-	-
6	4829 0590	4829 0591	4829 0592	4829 0597	4829 0593	4829 0594	-	-	-	-	-